

Smallest Connector with Removable Contacts

Ultra compact design and very lightweight connector dedicated to the harshest of motorsport environments.

Innovative ■ 20% smaller than a shell size 02.
The perfect solution for size and weight reduction in extreme vibration environments.



Versatile product ■ #26 removable contacts.
Designed for 24 to 30 AWG wire.
Up to 7 color coded keyway orientations.

A reliable and robust solution ■ Well proven design according to standard 8STA design standard.



Description

- Ultra compact design and very lightweight connector
- Rugged aluminium body to ensure long service life in the harshest environment
- Positive locking mechanism with locked colour indicators
- Scoop proof
- 7 color coded keyway orientations
- Boot termination feature
- PCB option available
- Conductive black zinc or nickel plating

Technical features

Mechanical

- **Shell:** Aluminium alloy
- **Shell plating:** Conductive Black Zinc (F)
- **Insulator:** Thermoplastic
- **Grommet & seal:** Liquid silicone rubber
- **Contact:** Copper alloy
- **Contact plating:** Gold
- **Endurance:** 500 mating cycles
- **Shock:** Half sine mechanical shock, 50g/11ms
- **Vibration:** 147m/s², 10 to 2000Hz
- **Contact retention:** 20N Max.

Electrical

- **Test voltage rating (Vrms)**

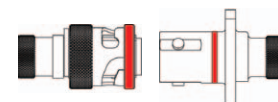
Service	Sea level
R	400

- **Contact resistance:** <16 mΩ
- **Insulation resistance:** ≥ 5000MΩ @ 400Vdc
- **Contact rating:** 3 Amp

Environmental

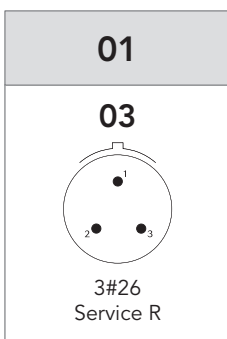
- **Operating temperature:** -55°C to +175°C
- **Sealing mated connectors:** IP67 (1 metre for 30 min minimum)
- **Salt spray:** 48 hours

Scale 1:1



Contact layout - Marking on shell

Rear view of receptacle for male and female insulator.
Opposite marking between plug and receptacle.


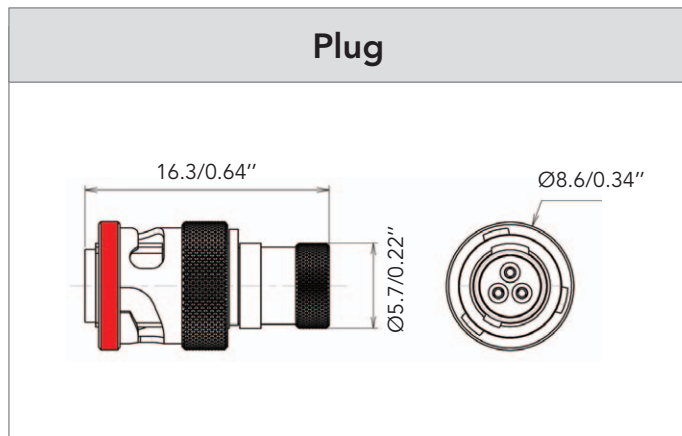
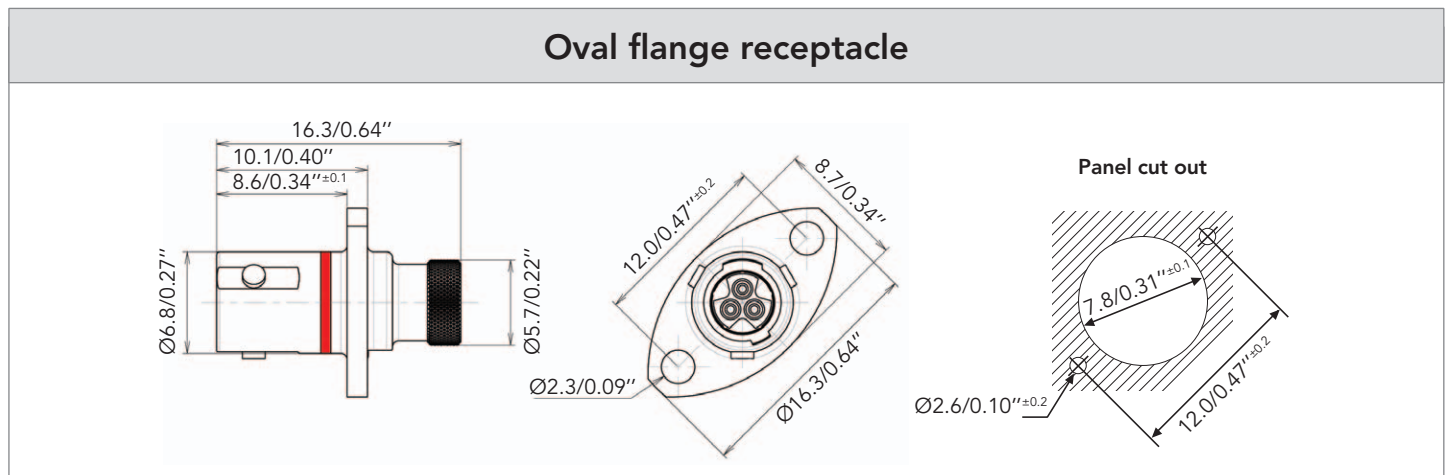


Ordering information

Basic series	8STA	0	01	03	P	N
Shell type						
0: Oval flange receptacle						
6: Plug						
Shell size						
01						
Contact layout						
03: 3 #26						
Type of contact						
P: Pin						
S: Socket						
Orientation						
N: Red / A: Yellow / B: Blue / C: Orange / D: Green / E: Grey / U: Universal						

For any other configuration (clinch nuts, PC tail, ...), please consult us.

Dimensions



Note: All dimensions are in millimeters and inches (mm/inch).

Crimp contacts

Contact Size	Contact type	Part numbers	Contact Ø max. (mm/inch)	Admissible wire section				External Ø over insulation (mm/inch)	
				mm ² /inch ²		AWG		Min.	Max.
				Min.	Max.	Min.	Max.		
#26	Pin	8599-0297	0.50/0.02"	0.055/0.002"	0.215/0.008"	30	24	0.60/0.02"	0.83/0.03"
	Socket	8593-2516A							

Crimping tool

Contact size	Contact type	Wire size	Shell size & layout	Locator part number	Tool part number	
					Norm	SOURIAU
#26	Pin	24 to 30	01-03	8599-0397	M22520/2-01	8476-01
	Socket			8593-2556A		

Insertion and extraction tools

Contact size	Material	Part number	Color	
			Insertion	Extraction
#26	Plastic	8599 0394 900	Black	White

Boots

Style	Part number (Hellerman)
Straight	1038-4-G
90°	1183-4-G

For further information contact us at technical-emear-ect@esterline.com (Europe - Asia - Africa)
technical-americas-ect@esterline.com (North America)
 or visit our web site www.esterline-connection-technologies.com